


Tutorial for plug-in installation



Installation of required
3D visualisation add-on.

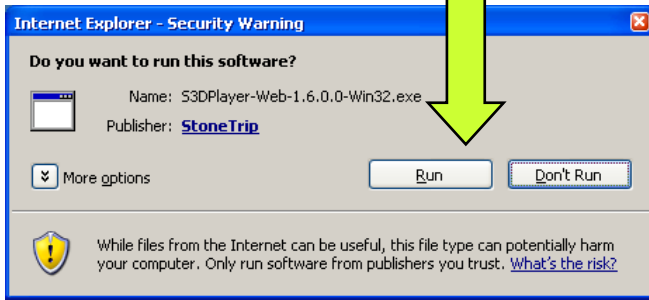
①



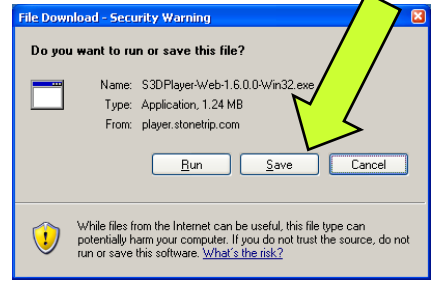
Click here to install the component.

[Click here after the installation](#)

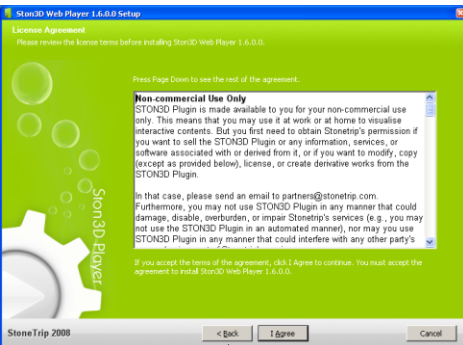
CLOSE X



②



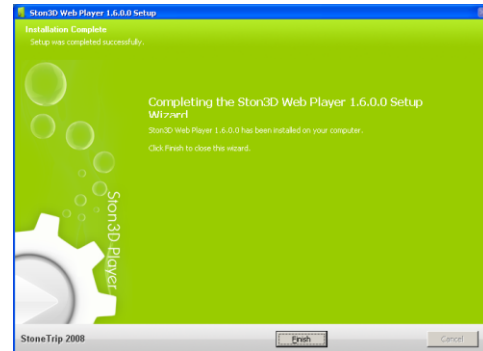
③



④



⑤



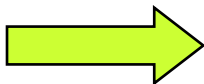
⑥



Installation of required
3D visualisation add-on.

Click here to install the component.

⑦



[Click here after the installation](#)

CLOSE X